

K.L.N. COLLEGE OF ENGINEERING

DEPARTMENT OF ELECTRICAL AND ELECTRONICS ENGINEERING

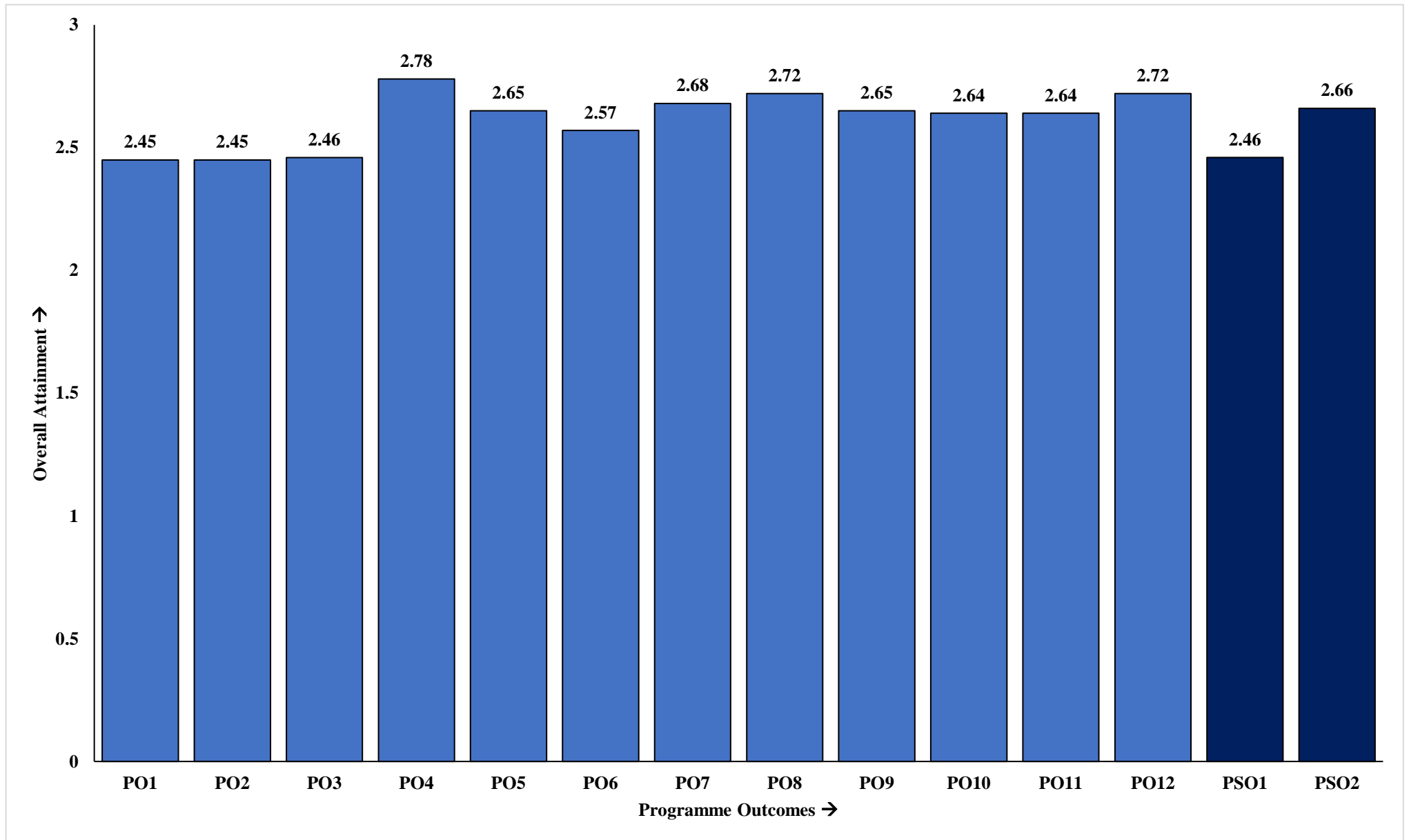
PO, PSO ATTAINMENT 2018-2022 BATCH (Mapped without Weightage)

S.NO.	Course	PO1	PO2	PO3	PO4	PO5	PO6	PO7	PO8	PO9	PO10	PO11	PO12	PSO1	PSO2
1	C101									2.44	2.44		2.44		
2	C102	1.55	1.55	1.55										1.55	
3	C103	0.86	0.86	0.86					0.86	0.86	0.86			0.86	
4	C104	0.91	0.91				0.91	0.91							
5	C105	1.18	1.18	1.18		1.18								1.18	1.18
6	C106	1.27	1.27	1.27		1.27				1.27					
7	C107	2.39	2.39	2.39		2.39			2.39	2.39				2.39	2.39
8	C108	2.27	2.27	2.27					2.27	2.27	2.27			2.27	
9	C109									2.44	2.44		2.44		
10	C110	0.88	0.88	0.88										0.88	
11	C111	0.824	0.824	0.824					0.824	0.824	0.824			0.824	
12	C112	2	2	2											
13	C113	1.2	1.2	1.2		1.2								1.2	
14	C114						1.45	1.45							
15	C115	3	3	3		3	3		3	3	3			3	3
16	C116	3	3	3		3	3		3	3	3			3	3
17	C201	1.2	1.2	1.2										1.2	
18	C202	2.41	2.41	2.41		2.41								2.41	
19	C203	0.98	0.98	0.98			0.98							0.98	
20	C204	1.14	1.14	1.14		1.14	1.14					1.14		1.14	
21	C205	0.93	0.93	0.93			0.93			0.93	0.93			0.93	0.93
22	C206	1.33	1.33	1.33										1.33	1.33
23	C207	3	3	3	3	3	3		3	3	3			3	3
24	C208	2.9	2.9	2.9	2.9	2.9	2.9		2.9	2.9	2.9			2.9	2.9
25	C209	2.61	2.61	2.61										2.61	
26	C210	2.38	2.38	2.38	2.38	2.38	2.38							2.38	
27	C211	2.9	2.9	2.9	2.9	2.9								2.9	2.9
28	C212	2.51	2.51	2.51		2.51								2.51	
29	C213	2.5	2.5	2.5		2.5	2.5	2.5	2.5	2.5	2.5	2.5	2.5	2.5	2.5
30	C214	2.77	2.77	2.77	2.77	2.77								2.77	
31	C215	3	3	3			3		3	3	3			3	

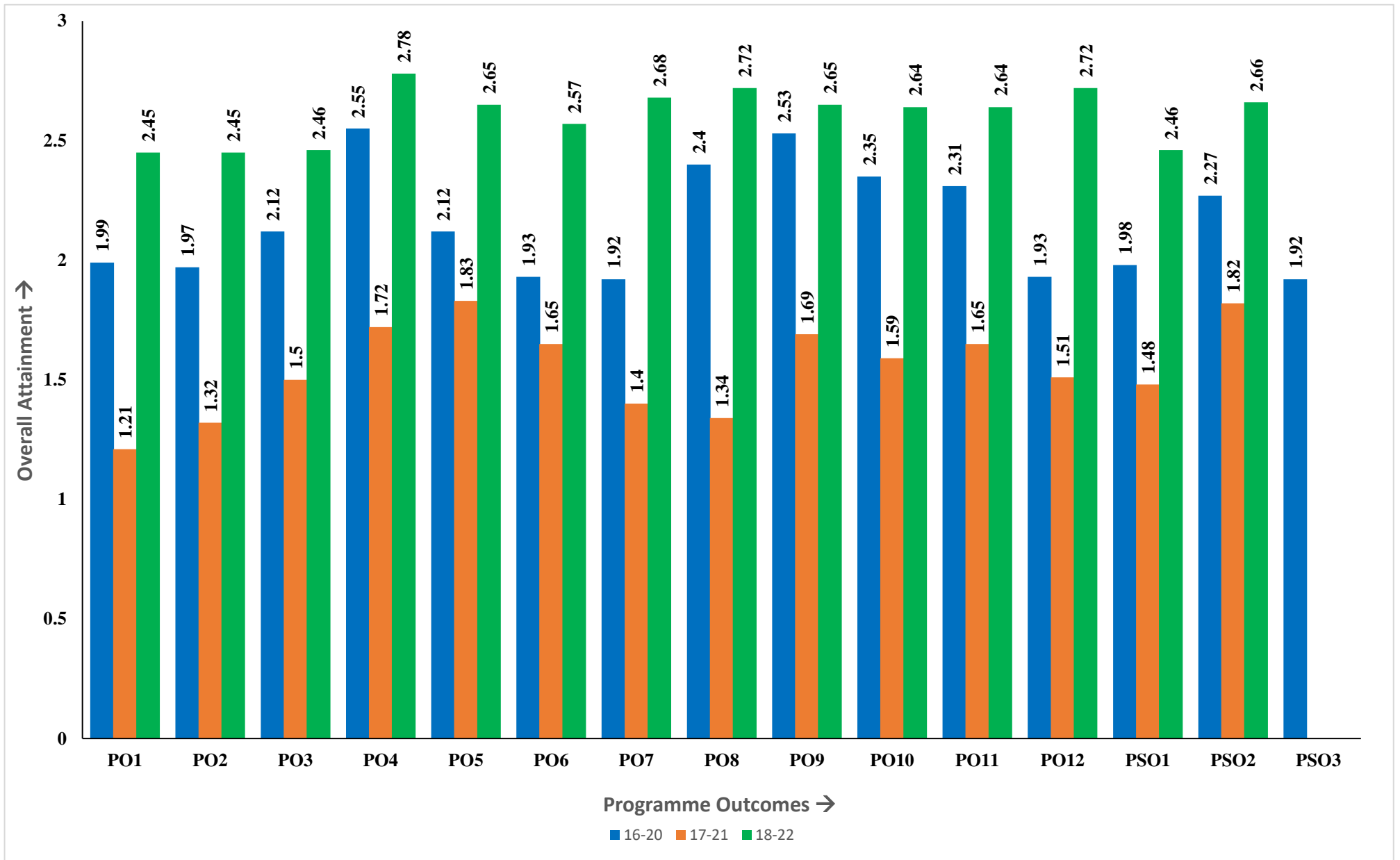
32	C216	3	3	3	3	3	3		3	3	3			3	
33	C217						3	3	3	3	3	3	3		3
34	C301	2.4	2.4	2.4	2.4	2.4								2.4	2.4
35	C302	2.35	2.35	2.35	2.35	2.35								2.35	2.35
36	C303	3	3	3	3	3		3						3	3
37	C304	2.96	2.96	2.96	2.96	2.96								2.96	
38	C305	2.46	2.46	2.46	2.46	2.46									2.46
39	C306	1.98	1.98	1.98		1.98	1.98		1.98				1.98	1.98	1.98
40	C307	3	3	3	3	3	3		3	3	3			3	3
41	C308									2.42	2.42		2.42		
42	C309	3	3	3	3				3	3	3				3
43	C310	2.88	2.88	2.88	2.88	2.88								2.88	
44	C311	2.96	2.96	2.96	2.96	2.96	2.96	2.96	2.96	2.96				2.96	2.96
45	C312	2.81	2.81	2.81	2.81	2.81								2.81	2.81
46	C313PE1A	2.16	2.16	2.16	2.16	2.16	2.16						2.16	2.16	2.16
47	C314PE2A	2	2	2	2	2								2	2
48	C314PE2B	2.69	2.69											2.69	
49	C315	3	3	3	3	3	3		3	3	3			3	3
50	C316.	2.99	2.99	2.99	2.99	2.99	2.99		2.99	2.99	2.99			2.99	2.99
51	C317	3	3	3	3	3	3	3	3	3	3	3	3	3	3
52	C401	2.66	2.66	2.66	2.66	2.66	2.66	2.66						2.66	2.66
53	C402	2.98	2.98	2.98		2.98	2.98							2.98	2.98
54	C403	2.62	2.62	2.62		2.62		2.62	2.62				2.62	2.62	2.62
55	C404E2	2.9	2.9	2.9		2.9								2.9	2.9
56	C405PE3A	2.5	2.5	2.5	2.5									2.5	2.5
57	C406PE4A	2.67	2.67				2.67	2.67	2.67	2.67		2.67			
58	C407	3	3	3	3	3			3	3	3		3	3	3
59	C408	3	3	3	3	3		3	3	3			3	3	3
60	C409PE5A	2.89	2.89	2.89		2.89		2.89					2.89	2.89	2.89
61	C409PE6A	2.67	2.67	2.67	2.67		2.67	2.67					2.67	2.67	
62	C411	3	3	3	3	3	3	3	3	3	3	3	3	3	3
Actual		57	57	54	27	39	26	14	24	27	22	6	14	51	34
Obtained		132.07	132.07	125.8	73.58	100.11	64.26	36.33	63.72	69.35	56.33	15.31	37.12	119.03	87.62
Direct Attainment		2.32	2.32	2.33	2.73	2.57	2.47	2.6	2.66	2.57	2.56	2.55	2.65	2.33	2.58
Indirect Attainment		2.98	2.98	2.98	2.98	2.98	2.98	2.98	2.98	2.98	2.98	2.98	2.98	2.98	2.98
Overall		2.45	2.45	2.46	2.78	2.65	2.57	2.68	2.72	2.65	2.64	2.64	2.72	2.46	2.66

Overall Attainment = (0.8*Direct Attainment + 0.2*Indirect Attainment)

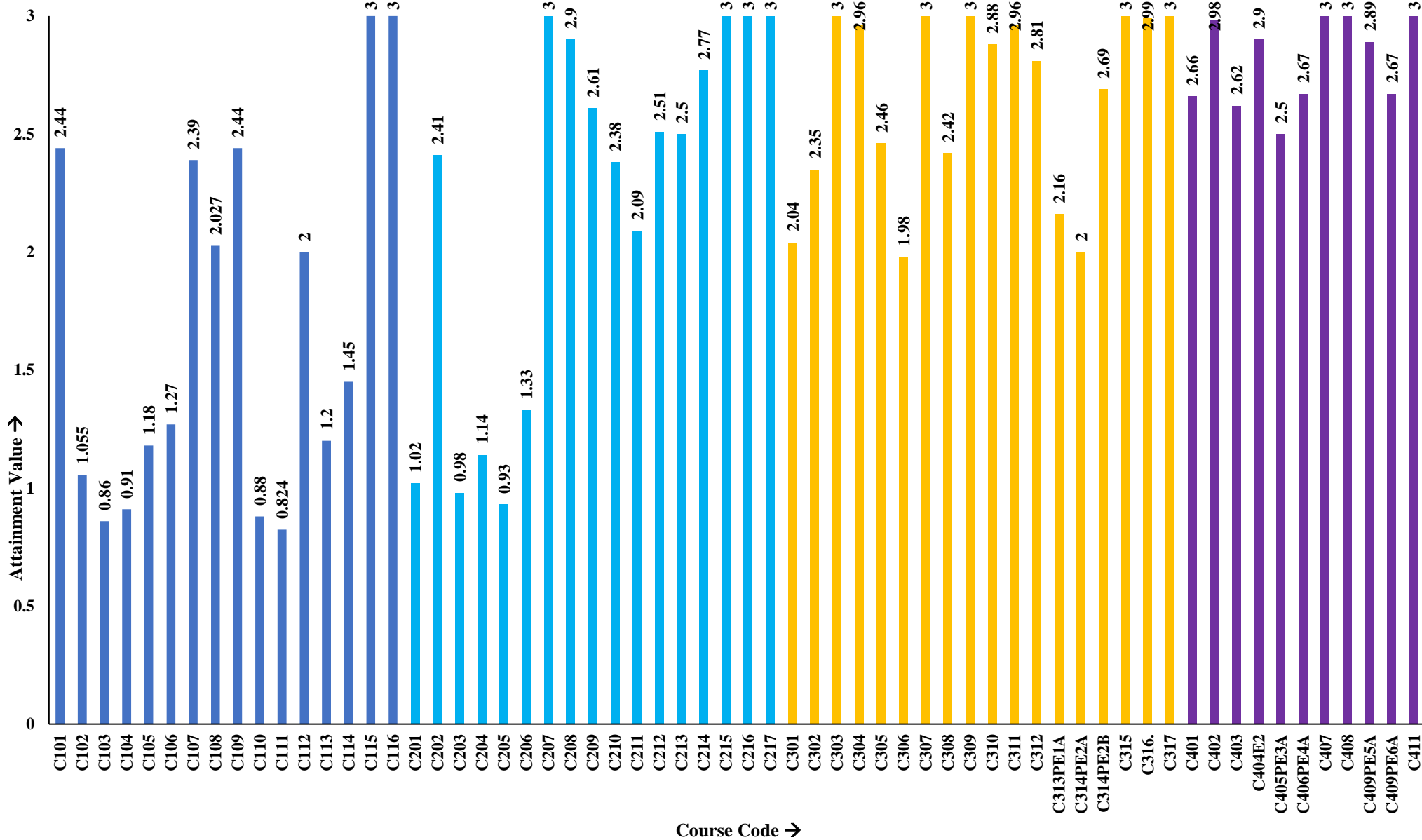
Graph – PO, PSO ATTAINMENT 2018-2022 BATCH (Mapped without Weightage)



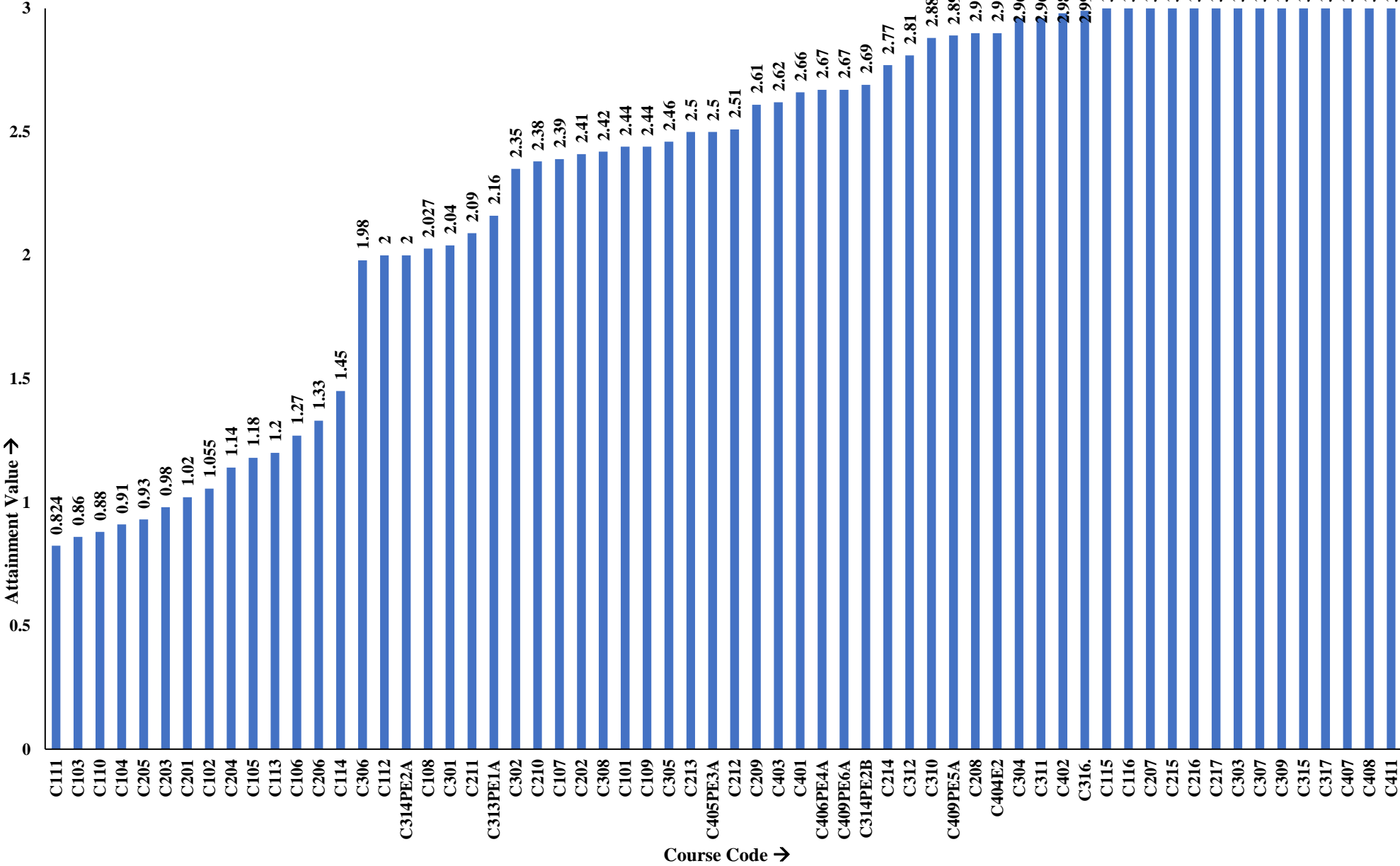
Graph – PO, PSO ATTAINMENT 2016-2020, 2017-2021, 2018-2022 BATCH Comparison (Mapped without Weightage)



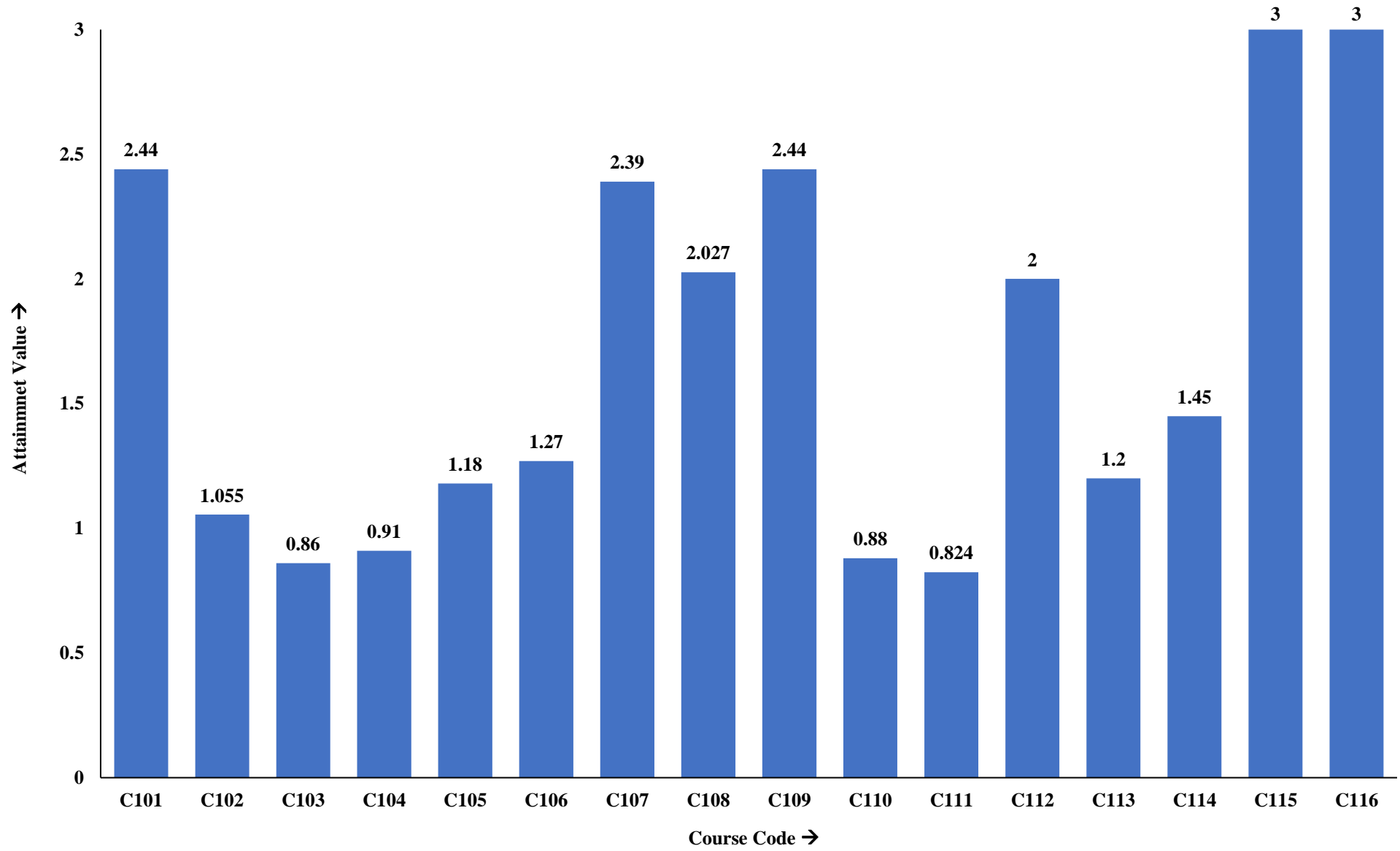
Graph – CO ATTAINMENT 2018-2022 BATCH



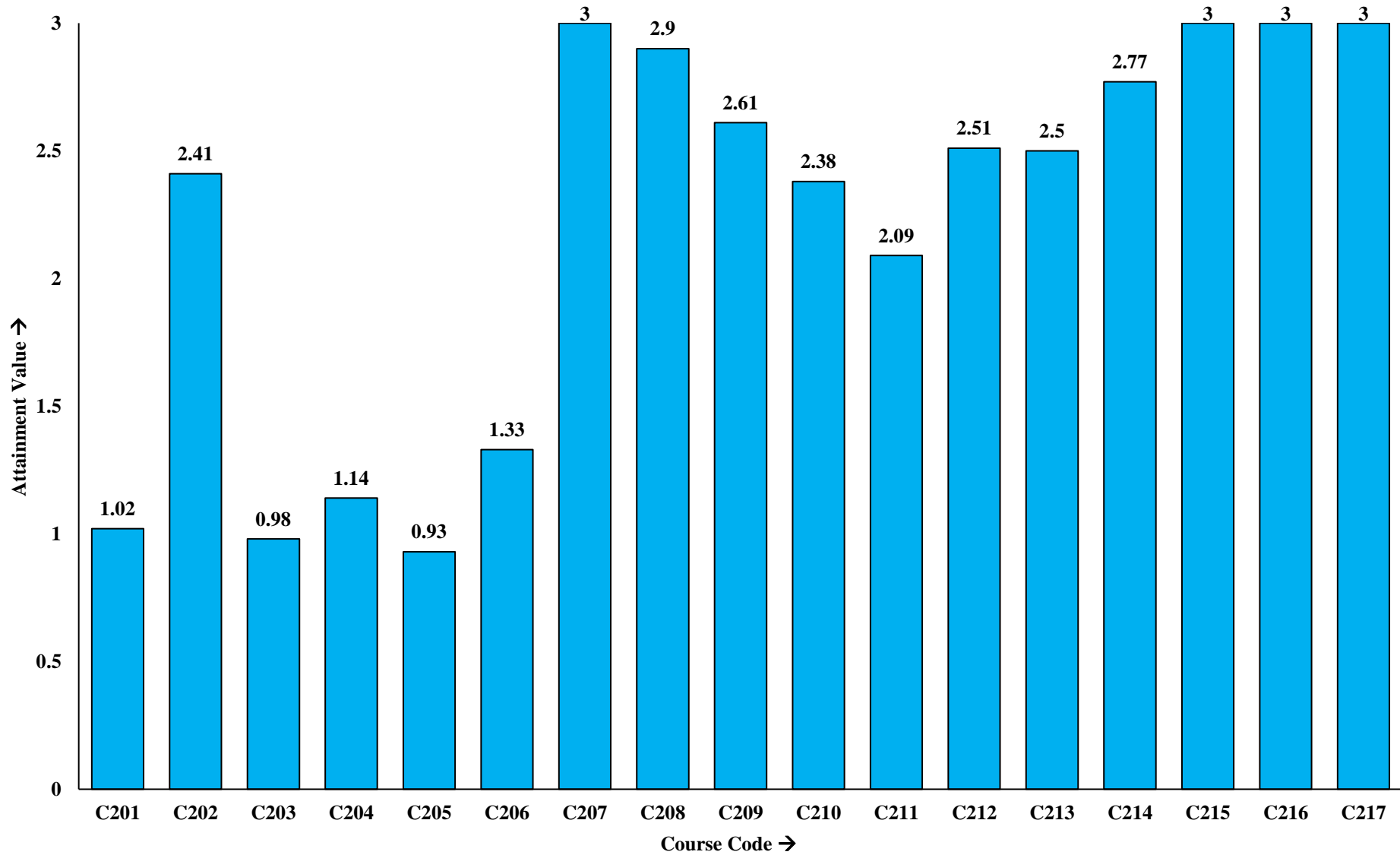
Graph – CO ATTAINMENT 2018-2022 BATCH (Ascending)



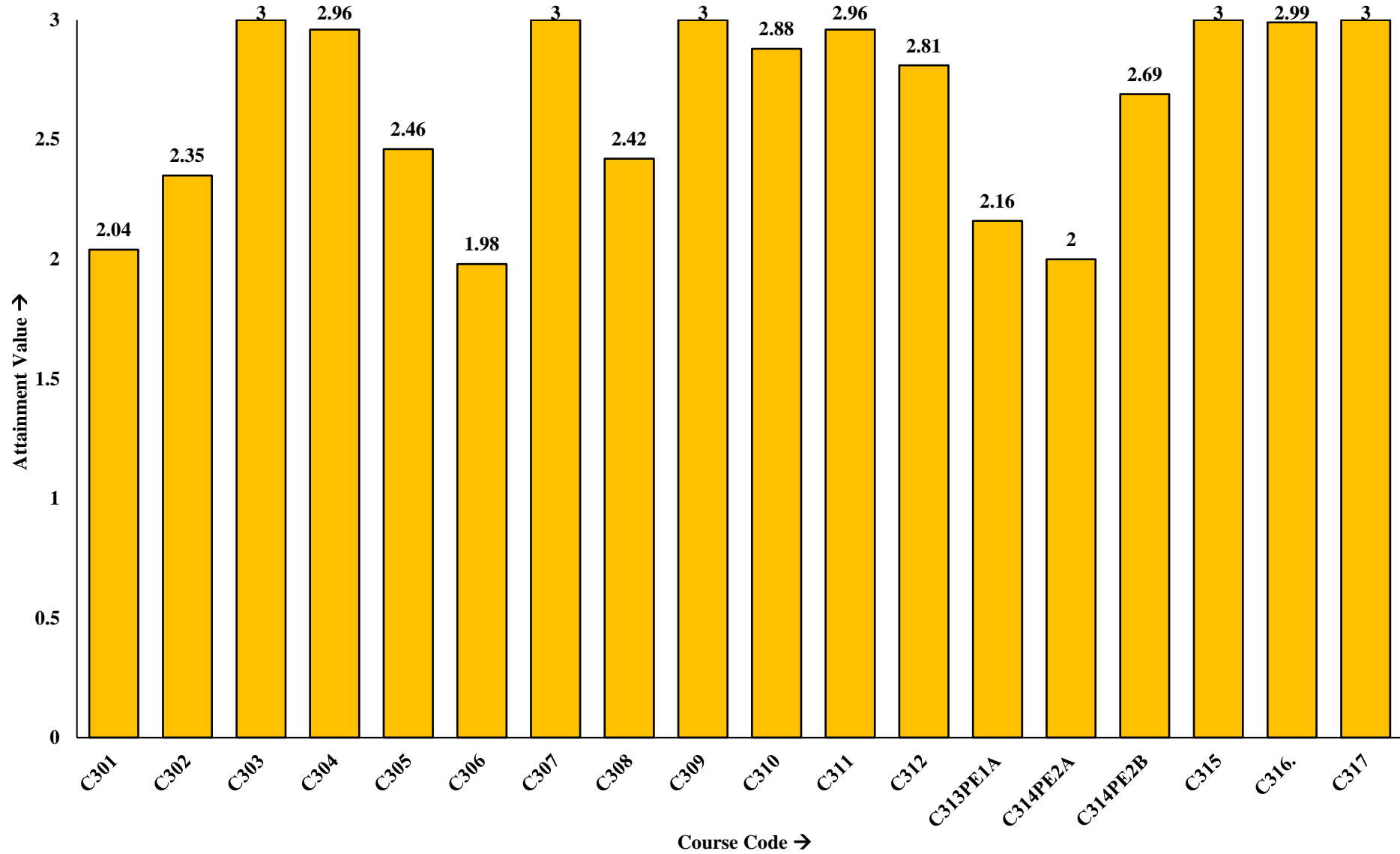
Graph – CO ATTAINMENT 2018-2022 BATCH (Year wise - 1st Year – 2018-2019)



Graph – CO ATTAINMENT 2018-2022 BATCH (Year wise - 2nd Year – 2019-2020)



Graph – CO ATTAINMENT 2018-2022 BATCH (Year wise - 3rd Year – 2020-2021)



Graph – CO ATTAINMENT 2018-2022 BATCH (Year wise - 4th Year – 2021-2022)

